

SCALEFOUR SOUTHWEST

A Part of RAILWELLS 40



Exhibition Guide 2017



SCALEFOUR SOUTHWEST 2017

A part of **RAILWELLS 40**

The Town Hall, Market Place, Wells, Somerset BA5 2RB

Saturday 11th August - 10.30 to 17.30

Sunday 12th August - 10.30 to 16.30

Adult - £6.00

Wheelchair users/Children 14-17 - £4.00

Accompanied children under 14 - Free

www.railwells.com

Scalefour Society members can use their Saturday tickets on Sunday also, but must show their membership card and have their ticket endorsed on Saturday.

Cover photos: Upper - Sidmouth by Barry Norman/MRJ. Lower - Longcarse West by Simon Bendall

RAILWELLS started as a one day show in 1978 and has since grown into a very special show in the model railway calendar. Always held on the second weekend of August and always located in Wells Town Hall, this consistency is believed to be a record. Many shows have been running longer but have changed date or venue. This year is also the 25th time *Scalefour Southwest* has been held, always as part of *Railwells*.

To make this year's event special, a selection of exhibits that celebrate the past, as well as those that show off the excellent modelling of today, have been put together. The layouts this year span nearly 100 years from an early *Seaton*, through the 1959/60 *Sidmouth* to the two modern image layouts. There are no layouts available from the first show, but the H0e *Maraizerlerbahn* layout of Pat Challis, at 38 years old, is from this period and has attended *Railwells* twice before.

Iain Rice has exhibited at *Railwells* many times over the years with layouts and as a demonstrator, he is attending this year with his Cornish china clay layout *Trerice*.

Maurice Shaw, a long time chairman of the Wells Railway Fraternity, was involved in the first five shows. He was a Gauge 1 finescale modeller, and in the 1930's chairman of The Model Railway Club. It is therefore fitting that the Gauge 1 layout *St Petroc* and The Model Railway Club's layout *Happisburgh Goods* are attending.

Look out for the display of 39 years of *Railwells* in the corridor to the Indictment room, to see something of the past. This year's exhibition is the second of three anniversary shows. Last year was the 50th anniversary of the closure of the Somerset & Dorset Railway, and next year is the 50th anniversary of the Wells Railway Fraternity, organisers of *Railwells*.

Refreshments by Pat Banks

Available all day, starting with breakfast baguettes, going on to ploughman's lunches and afternoon tea and cake.

Travel and Parking

Parking in Wells on a Saturday can be a problem, so if you visit on this day then take the bus or find a parking space and walk, as nothing is very far. Sunday is a quieter day both in the city and the exhibition. However, this year there will again be free parking for those attending the exhibition. Just follow the prominent *Railwells* parking signs.

About Wells

Wells, England's smallest city, was granted a Royal Charter by King John in 1201, awarding it the status of a free borough.




Photo: Wells Tourist Office

Wells takes its name from the springs that rise in the gardens of the Bishop's Palace; this water flows through the Conduit in the Market Place and on down either side of the High Street.

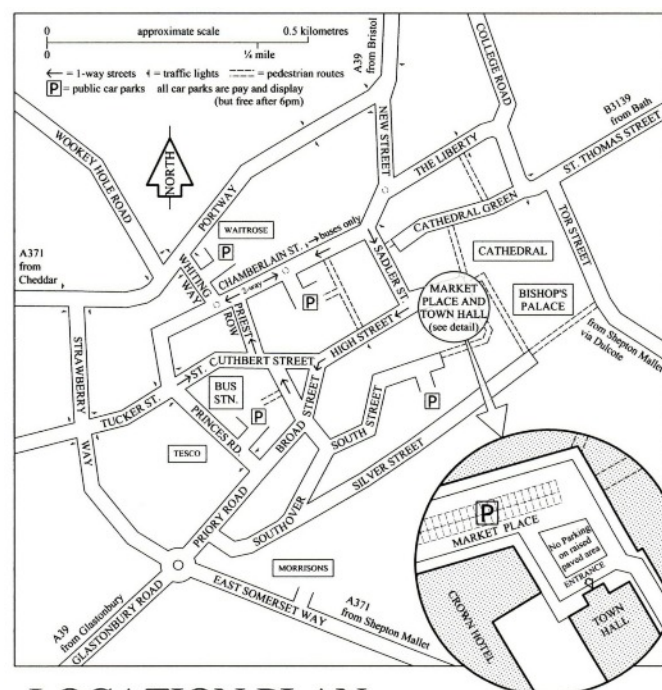
Nestling at the foot of the Mendip Hills, the city is a conservation miracle: its historic core preserved almost intact from the Middle Ages. The magnificent Cathedral of St Andrew and its green are jewels in a crown of ancient streets, glorious buildings and characterful shops. There is a good range of places to eat in the city from fish and chips to top class hotels.

Wishing to stay over the weekend?

The Wells Tourist Information Centre can be reached on 01749 671770 or www.wellssomerset.com.

This Guide was correct when going to press, but for up-to-date information please go to www.railwells.com or www.scalefour.org/scalefoursouthwest

Organizer: Chris Challis 01749 938362



LOCATION PLAN

TOWN HALL, MARKET PLACE, WELLS, SOMERSET BA5 2RB

Vehicle access to the Market Place is only possible via Sadler Street (from either New Street or The Liberty)

Longcarse West was originally built by David Furmage for the Scalefour Society's Diesel and Electric Layout Challenge and was initially retired from the exhibition circuit in 2011 but is now under new ownership.

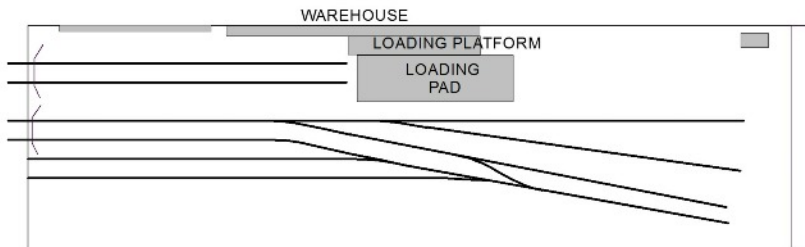
The layout represents a few rundown sidings in the Alloa area of Central Scotland. This was once a busy area with both the Caledonian and North British Railways building lines to tap into the local coal, glass making, brewery and distillery businesses. As shown, the layout is set in 1983 with BR blue diesels powering the remaining revenue-earning freight traffic along with engineers' trains but plans are in hand for a different set of locos and stock so that the layout can represent an earlier period.

Although sufficient traffic still exists, the threat of closure is looming ever larger as local firms either turn towards road transport or shut down completely, with some sidings in the area having already been abandoned or lifted as a result of this. In addition to various wagons and vans being shunted for loading and unloading, *Longcarse West* is also used as a stabling point for locos and diesel multiple units between duties.



Presented by **Simon Bendall**

Photo: Simon Bendall



LONGCARSE WEST (8'6" x 1'6")

The track is constructed from Exactoscale components. Locomotives are a mixture of Heljan and Bachmann converted to P4 while the majority of the stock is from Bachmann.



Seaton

Presented by **Simon Harris**

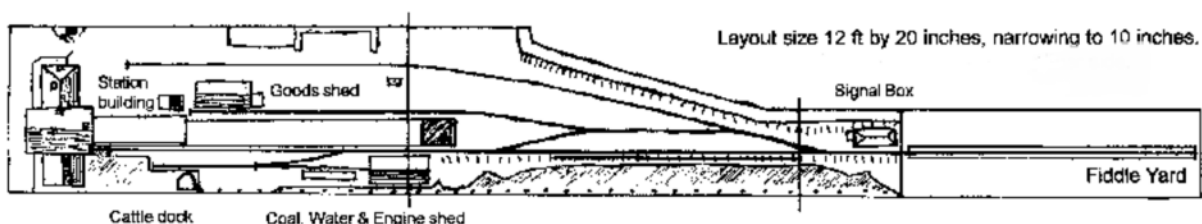
Photo: John Birkett

On the 13th July 1863 Royal Assent was granted for a scheme to build a railway between the LSWR's main line and Seaton, a total length of 4 miles and 30½ chains. Although a contract for the construction of the line was signed on 18th January 1864, four years passed before the line finally opened to traffic on the 16th March 1868 - there were no public celebrations.

In planning this layout, the aim was to make as accurate as possible representation of Seaton Station within the limitations imposed by the Scalefour Society's '18.83 Challenge'. The track layout is as it would have been in the early 20th century, well before the Southern Railway's rebuild, but has been slightly foreshortened in places. Due to the station's exposed nature, a back scene has been dispensed with.

The goods yard is dominated by a pile of stone blocks; these were quarried just down the coast at Beer and transported to Seaton by horse and cart (or the new-fangled motor lorries) and stacked ready for onward transportation by rail.

In summer months many of the passengers would have been coming to spend a holiday by the sea and would often be taken to their hotels by Clapp's horse drawn omnibus (heavily laden with luggage).



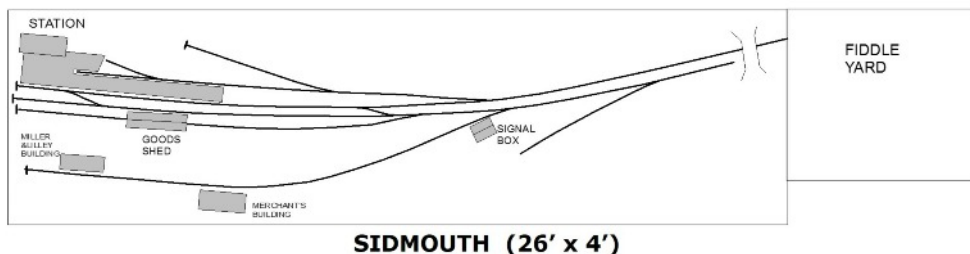
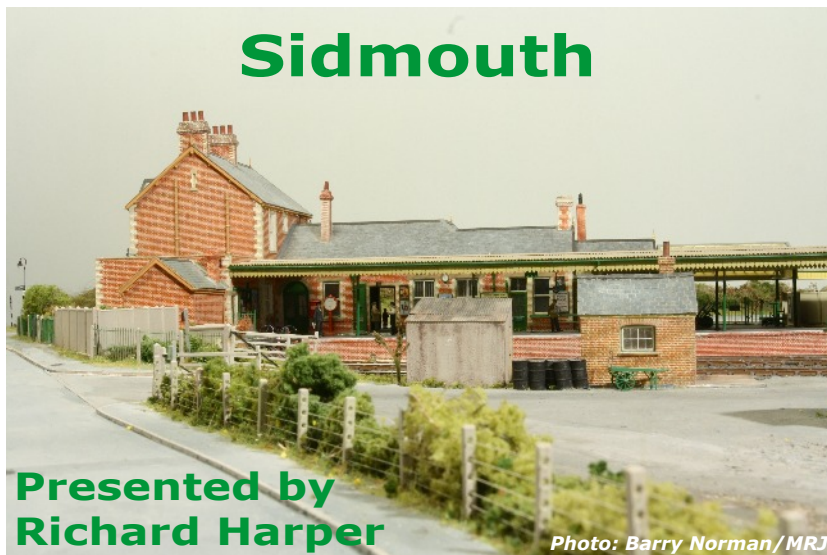
SEATON

The prototype is the terminus of an 8¼ mile branch line that ran from Sidmouth Junction, on the former London and South Western Railway West of England main line, to Sidmouth, a seaside town in East Devon.

The model seen here represents Sidmouth as it was around summer 1959 or 1960. Viewed from the front of the layout, the line disappearing to the right would continue on to Tipton St John's, Ottery St Mary and finally Sidmouth Junction.

During the period modelled there would have been about 15 trains each way per day, including through coaches from Waterloo. For exhibition purposes the service will be rather more intensive than was ever the case in real life. Freight workings were generally limited to coal, agricultural and building products. However, a factory had been set up on the site, previously occupied by the Gas Works, by J.P.White Motor Caravans, to fit out Volkswagen vans and produce the ubiquitous Campers or Caravanettes. Base vehicles were imported via Ramsgate and delivered to the works in ex-SR and BR CCT vans. At its height the company was fitting out about 1000 vehicles per year.

The track layout is modelled exactly to scale except that the sidings feeding the J.P.White works have been re-aligned and shortened. The headshunt has been shortened too. Some changes have been made to the topography, and the road bridge at the fiddleyard end is much closer to the station than was the case, in order to provide a convenient scenic break. All buildings are scratchbuilt using drawings and photographs obtained from a number of sources.



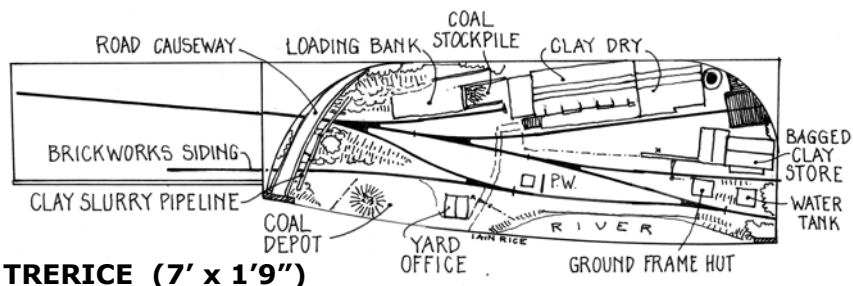
Trerice is a tiny P4 layout depicting a typical set of Cornish china-clay coal-fired 'pan' dries and their associated railway facilities as they would have been around 1960. The buildings are all based on originals in the Goss Moor area of Cornwall, but the railway and its landscape setting are inspired by the Wenford Bridge branch near Bodmin.

The layout features the two locomotive types most often associated with the Wenford Bridge line, the ex-LSWR Beattie 2-4-0WT and the GWR '1366' class dock tanks. Both these models are largely scratchbuilt - as are all the structures, which feature hand-scribed and painted stonework.

The scenic work incorporates frost-shattered fragments of real Delabole slate rock. The china-clay (Kaolin) is also the real thing. Trackwork is a mix of C & L components with traditional ply-and-rivet techniques, and attempts to replicate the quality and appearance of a prototype china-clay branch - never exactly a 'prize length'. The resulting cocktail of short rails, bad joints, kinks, dips and bumps make

this possibly the worst P4 track you'll ever set eyes on and negotiating it is probably the nearest thing to off-roading on rails!

The layout is constructed in self-contained 'cameo' style, with the model, backscene, presentation and lighting all integrated into a single lightweight structure of glued-ply construction built by Don Leeper. Electrics are of the utmost non-DCC simplicity and any sound effects are entirely unintentional.

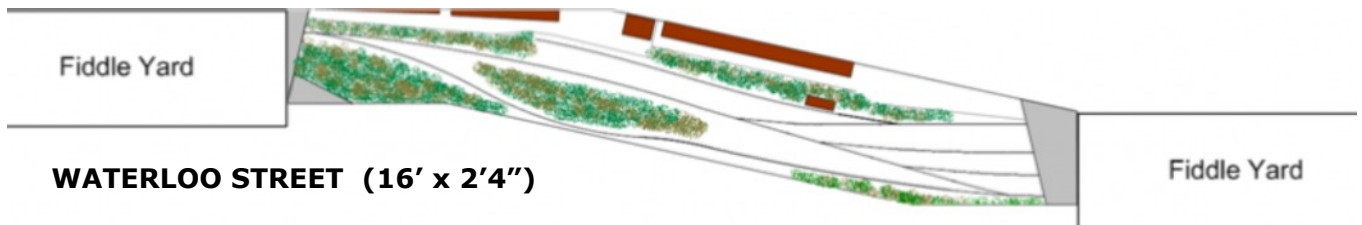


Waterloo Street is inspired by the real Waterloo Goods branchline in Aberdeen. Starting at the site of Kittybrewster depot, the line winds its way through the northern streets until it reaches the docks at Waterloo Quay. The line was built as the original Great North of Scotland Railway station in Aberdeen and opened in 1865. However, passenger trains were withdrawn in 1867 when the present Joint Station with the Caledonian Railway was opened. These days the yard is used by block trains of Silver Bullet tankers carrying calcium carbonate slurry. However, in the past there were many local industries, such as ship yards, gas works, scrap merchants, chemical works, offshore oil drilling and the trawler fleet, which were served by the railway.

The model *Waterloo Street* operates in the 1960s and 70s, when traffic levels were reducing, but a varied mix of freight stock can still be seen. The track plan is correct for the period between 1960 and 1985, but has been compressed somewhat.



The strange bulge in the run-round loop was where the signal box stood before it was demolished. Other buildings have been drawn from the surrounding area, but moved around using modeller's license. Trackwork is hand built to P4 standards and incorporates several distinctive features of the real location, such as semi-interlaced timbering.



Demonstrations

Modelling in Scalefour

John will be happy to offer assistance and advice on P4 modelling, with special emphasis on building wagons from kits and scratch. John will be assisted by Gavin Clark on Saturday and Dave Barrett on Sunday.

John Chambers

wealth of knowledge and to a wide, exclusive range of jigs, kits and components to support working in this fascinating scale. Be prepared to be truly amazed at the level of detail achieved by modellers working in 2mm scale.

How to Solder

Soldering is often referred to as one of the 'Dark Arts' of railway modelling. However, it need not be frightening. Roger will demonstrate how easy it is, provided that you follow some basic rules.

Roger Sawyer

Modelling in Plastikard

The plastic creations of Geoff Kent need no introduction. Focusing on the rolling stock, road vehicles and buildings for his Black Lion Crossing layout, Geoff will be glad to share his experience in researching, constructing and painting with this readily available and cheap material.

Geoff Kent

Working in Scale7

Building one's own trackwork is fundamental to railway modelling when using an accurate track gauge. Here the tools and techniques used for track construction will be on show.

The Scale7Group

Modelling Gauge 1

Although Gauge 1 is often seen as being synonymous with live-steam garden railways, it offers scope for scenic modelling in a smaller space. The trade offerings increasingly cater to this and Simon will show the best of both worlds.

Simon Castens

Modelling in EM

Well known for his layouts of *Weston-super-Mare* in EM and *Wheal Elizabeth* in P4, Andrew will demonstrate techniques applicable to modelling in 4mm scale.

Andrew Ulliyott

Modelling in 3mm

Andrew will demonstrate what is possible in this compact scale, often referred to as the ideal compromise between N gauge and HO.

Andrew Shillito

Broad Gauge Modelling

Ashley will be showing some 4mm broad gauge models under construction using recent, comprehensive Broad Gauge Society kits as the basis. He will show that broad gauge modelling can be reasonably easy, based on the recommended P4 track and wheel standards, although some experience in building finescale kits is an advantage.

Ashley Philips

Etched Loco Construction

Building an etched kit of one's favourite class of locomotive is one of the most popular activities in the hobby. Chris will be available to show how to get the best from such kits. No matter how much experience you have, you are bound to pick up some useful tips.

Chris Bastin

2mm Association Roadshow

This scale has a long history as the smallest practical finescale standard, and the Association exists to promote and facilitate modelling to the ratio of 2mm:1ft. Members gain access to a

Paula Martin

Upgrading 4mm RTR stock

Gerry will show some of the locomotives and rolling stock required for his ongoing project to build Maiden Newton station in 4mm scale. These have been produced from the current crop of excellent RTR models, which suit his chosen period of 1948 to 1950.

Gerry Beale

Scalefour Southwest by Public Transport

There is now a half-hourly bus service to Wells from Bristol. The bus is the Mendip Xplorer service 376 from Bristol to Wells, Glastonbury and Street. For those travelling by train, the bus stop at Bristol Temple Meads is at the bottom of the station approach on the right. In Wells the bus stops at the HSBC bank 150 yards from the Town Hall. For the return journey, it is best to go to Wells bus station, or ask at the exhibition ticket office.

Buses to Bristol depart Wells bus station at .02 and .32 minutes past each hour on both days until 1732 on Saturday, and 1632 on Sunday. Thereafter the service is hourly; on Saturday from 1830, and on Sunday from 1730. The bus is normally a comfortable double-decker and, appropriately, in a dark shade of Somerset and Dorset Joint Railway blue.



Above: The bus to Scalefour Southwest. Photo by Chris Challis.

Displays and Information

The Great Western Society

With its collection of GWR rolling stock and other historical artefacts, the Great Western Society is at the forefront of railway preservation and education. More information can be found at www.didcotrailwaycentre.org.uk. The Great Western Society was one of the exhibitors at the first *Railwells* in 1978.

Lynton & Barnstaple Railway

Opening in 1898, the Lynton & Barnstaple Railway in North Devon is considered one of the world's most famous and picturesque narrow gauge railways. Despite its attraction, it closed in September 1935 due to declining passenger numbers. After many years of closure, passengers can once again travel along a part of the original route above the Heddon Valley near Parracombe and are able to experience a taste of what is intended to one day become one of the ultimate heritage railway experiences of the world! www.lynton-rail.co.uk

Missenden Abbey's Railway Modellers' Weekends

Learn new skills and develop existing ones under the guidance of some of the best-known names in finescale modelling, including Bob Alderman, Barry Norman, Ian Rathbone, Tim Shackleton, Norman Solomon, Tim Watson and others. Whatever your scale/gauge preferences we offer bespoke courses catering for all the key aspects – loco-building, trackwork, scenics, DCC/electronics, painting and lining, weathering, etc. There are three gatherings a year, each with a different blend. Our aim is to help you build a working model that's well on its way to completion by the time you go home – relaxed, reinvigorated and well fed. In the exquisite parkland setting of this centuries-old Abbey, you'll find time and space to



Longcarse West
Photo: Simon Bendall

pursue your hobby free of the usual distractions. It's very much a hands-on, practical experience in the company of modellers who enjoy the good things in life (and modelling) just as much as you do. Find out more at www.missendenrailwaymodellers.org.uk

Pendon Museum

"Britain's best landscape diorama" as described by Jane Insley (curator, Science Museum, London) - uses highly-detailed models to bring the past to life in 1:76 scale. Watch authentic trains cross the Dartmoor scene with informative commentaries and visit the Vale of White Horse from the 1930s. Visit www.pendonmuseum.com for more details.

Somerset & Dorset Railway Trust

The Trust was formed in 1965, before the S&D line closed in 1966, as the Somerset & Dorset Circle. From 1969 to 1975 it occupied Radstock station, then moved to Washford on the West Somerset Railway, where it can be found today. For more information visit www.sdrtr.org. The Somerset & Dorset Railway Trust was one of the exhibitors at the first *Railwells* in 1978.

South Western Circle

We are a society for railway historians and enthusiasts interested in the London & South Western Railway (LSWR). With a membership of over 500, we aim to enhance knowledge of the LSWR and its successors with research and our quarterly publication of the Circle's magazine *South Western Circular*. Modelling activities have a high profile, with a sales service, and comprehensive drawing service, photographic and portfolio collections. We hold four meetings a year on Saturdays, featuring illustrated talks on subjects related to the LSWR. For more information on joining, please speak to one of our members at our stand or see our website www.lswr.org

Wells Railway Fraternity

The Fraternity is a railway meeting organization, with meetings from September to May on the second Tuesday of each month here in Wells Town Hall. Stop at this stand to find out more. On display will be photos of last year's outings, and the next season's meeting programme will also be available. More information can be found at www.railwells.com

Other Scales - Other Gauges

2mmFS


St Ruth Midlands Group, 2mm Association

St Ruth, built by the Midland Area Group, is a 2mm Finescale terminus to fiddle yard layout set in the mid 1960's and modelled loosely on Penzance. Operation is based on a 24 hour weekday period during September taken from the relevant timetables but with some adjustment to allow for available stock and track configuration differences. All the buildings are scratch-built and the track is constructed using components obtained from the 2mm Scale Association. The layout measures 16' x 3'.

N Gauge

Vale of Oxbury Carl Woodward

Set in the Western Region in the early 1960s, *Vale of Oxbury* is a freelance design inspired by the track layout at South Brent, Devon but relocated to the Wilts/Oxon/Berks area. The motive power is mainly Great Western, but with some Southern visitors. The layout measures 12' x 4'.



Hebble Vale
Photo : Karl Crowther

EM

Hebble Vale Karl Crowther

This layout is a nostalgic interpretation of the area around North Bridge station on the former GNR route to Bradford via Queensbury. The scene is dominated by the stone retaining walls, coal drops and goods sheds typical of the locality.

O Gauge

Happisburgh Goods The Model Railway Club

An ex-GER good yard set in the 1950s and early 1960s.

Gn15

Scratchy Bottom Halt Mike Walshaw

Rowland Emmett inspired layout.

Gauge 1

St Petroc John Green and Tony Massey

A compact terminus set in 1940s Cornwall.



Mill Lane TMD Phil Smith

Another new micro layout from Phil Smith, this time a 1980s diesel depot.

3mm

50x50 Shades of Grey Nick Salzman

A winter dockside scene modelled in atmospheric shades of grey in an area of 50cm x 50cm.

Mendip Doug Richards

BR steam in the West Country on a layout that took only 9 months to build.

HOe

Maraizellerbahn Pat Challis

This layout was built 38 years ago by Pat's husband, Chris, and two friends, as Pat like the small, quaint HOe locos and stock.



Happisburgh Goods
Photo: Tom Haynes

You can compare and contrast the scales with the help of the following specialists:

The 2mm Association

For information visit www.2mm.org.uk

The EM Gauge Society

For information visit www.emgs.org

The 3mm Society

For information visit www.3mmsociety.org.uk

The ScaleSeven Group

For information visit www.scaleseven.org.uk

Scalefour Southwest Trade Support

Stock up with all those essential items!

ASPIRE GIFTS & MODELS

Unit 9, Court Farm Business Park, Buckland Newton, Dorchester, Dorset DT2 7BT
www.aspiregiftsandmodels.co.uk 01300 345355
RTR models, accessories and DCC supplies

ATTWOOD AGGREGATES

Attwood.aggregate@yahoo.com 07758 119871
Scale track ballast

BRANCHLINES

PO Box 4293, Westbury, Wiltshire BA13 9AA
www.branchlines.blogspot.co.uk 01373 822231
Rolling stock kits, motors, gearboxes and wheels

C&L FINESCALE (including EXACTOSCALE)

74 The Crescent, Epsom KT18 7LL
www.finescale.org.uk 02920 026122
Trackwork components

COOPER-CRAFT

Broom Lane, Oake, Taunton TA4 1BE
www.cooper-craft.co.uk 01823 461961
Etched and plastic rolling stock kits

DART CASTINGS (including MONTY'S MODELS and MJT)

17 Hurst Close, Staplehurst, Tonbridge, Kent TN12 0BX
www.dartcastings.co.uk 01580 892917
Scenic modelling supplies and rolling stock accessories

DAVID GEEN KITS (including MALCOLM MITCHELL)

30 Silverwood Close, Dale Park, Hartlepool TS27 3QF
www.davidgeen.co.uk 01429 269600
Locomotive and rolling stock kits

DRAGON MODELS WALES

20 Slade Close, Sully, Penarth CF64 5UU
www.dragonmodels.wales.co.uk 02920 026122
Etched rolling stock kits and transfers

EAST SOMERSET MODELS

The Railway Station, Cranmore, Shepton Mallet BA4 4QP
www.esmodels.co.uk 01749 880651
RTR models and accessories

EILEEN'S EMPORIUM

Unit 19.12 Highnam Business Centre, Newent Road, Gloucester GL2 8DN
www.eileensemposium.com 01531 828009
Tools, painting and scratchbuilding supplies

LYNTON AND BARNSTAPLE SALES

16 Williams Close, Longwell Green, South Gloucestershire, BS30 9BS
www.lynton-rail.co.uk 01598 763487
Preservation information and fundraising

MINERVA MODELS

PO Box 244, Penarth, CF64 9FJ
www.minervamodelrailways.co.uk 02920 531246
RTR 7mm locomotives

MODELU

3 Tyn y Sarn, Llanwnnog, Powys, Wales SY17 5JF
www.modelu3d.co.uk 07887 803737
3D printed figures and detailing components - scanner available

MOUSA MODELS

745 High Road, Leytonstone, London E11 4QS
www.mousa.biz 020 8133 7547
Rolling stock kits and components

RAIL-BOOKS.CO.UK

1 Rutland Drive, Morden, Surrey, SM4 5QD
www.rail-books.co.uk Phone 0208 648 7328 evenings & weekends
New and secondhand books and periodicals

ROXEY MOULDINGS

58 Dudley Road, Walton-on-Thames, Surrey KT12 2JU
www.roxeymouldings.co.uk 01932 245439
Rolling stock kits, painting and soldering supplies

SCALEFOUR STORES

120 Hayhurst Avenue, Middlewich, Cheshire CW10 0BD
www.scalefour.org/stores/stores.html 01606 835708
Supplies for the discerning modeller

WELLS RAILWAY FRATERNITY SECOND-HAND BOOK SALES

All proceeds in aid of The Railway Children charity
www.railwells.com
Book sales for a deserving cause

WILD SWAN BOOKS

3A Upper Lambridge Street, Larkhall, Bath BA1 6RY
www.titfield.co.uk/WildSwan.htm 01225 462332
Railway history and modelling books

WIZARD MODELS (including COMET MODELS & MSE/51L)

P O Box 70, Barton-upon-Humber DN18 5XY
www.wizardmodels.co.uk 01652 635885
Rolling stock and signalling kits, components and supplies

The Scalefour Society Stand

Steve Carter will be on hand to resolve any membership matters or to offer a ready ear to visitors who would like to chat.

Scalefour News editor Tim Venton will be available on the stand at 3.00pm on both days of the show to answer your questions or listen to your suggestions.

Jeremy Suter and the Scalefour Stores will also be present at the show.

