

Scalefour Cumberland 2023

When

Saturday 18th November: 10:30–17:00
 Sunday 19th November: 10:00–16:00

Where

Energus Building, Blackwood Road, Lillyhall, Workington,
 CA14 4JW

Entrance

Adult: £7.00
 Unaccompanied children: £1.00
 Otherwise: Free

See

sites.google.com/view/solrail/home



Simon Anderson

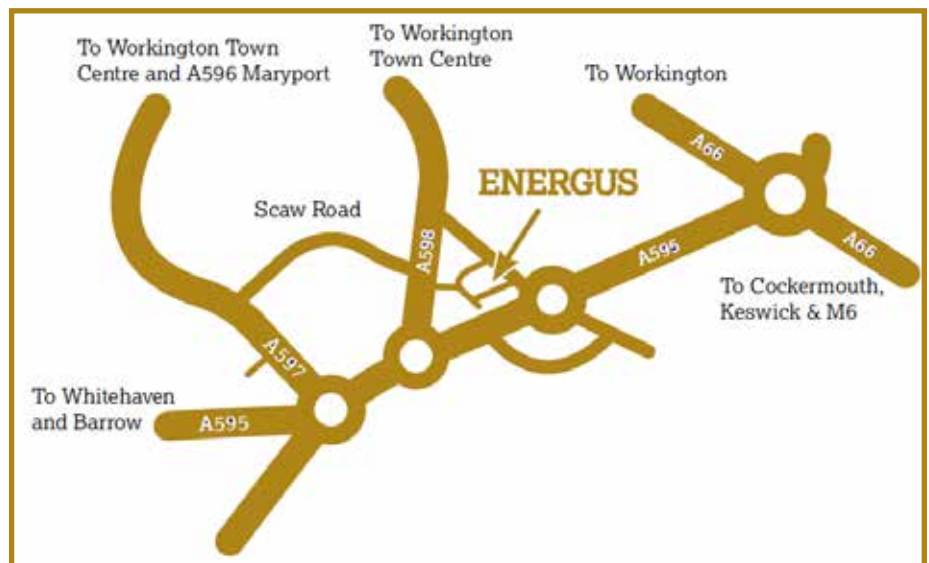
Following on from the very first Scaleforum Cumberland, held within Workington Model Railway Exhibition on 19 & 20 November 2022 it is time to do it all again. There is only one P4 layout but with at least eight Scalefour members, either demonstrating, or helping out, there will be plenty to see and talk about.

The show is a local family one catering for all interests and usually has over 1,000 people visiting. The main aim is to showcase all aspects of model railways with an emphasis on encouraging children to take an interest, as they are the future of our hobby.

A number of exhibits specifically welcome visitors to "have a go". There are expected to be 15 layouts in a variety of scales and gauges from Z to 16mm. All supported by demonstrators and sales stands.

If you have a layout you would like to consider being invited in the future then please get in touch with Philip Tuer whose email address is philip@steamale.co.uk.

Full details about Solrail, the trading name of the organisers, can be found on their website (<https://sites.google.com/view/solrail/home>) including details of previous shows.



Refreshments

The café provides a wide choice of food starting with full English breakfast both mornings, variety of choices for lunch, both hot and cold, snacks, or just a drink until 15.00hrs

Travel

Easy access to the site by road with free car parking. On Saturday there

are buses, service 29, stopping outside the venue every 30 minutes, which run between Workington and Whitehaven, stops close to railway stations for those travelling by train.

CRAGIES

The local finescale modellers group, comprised mainly of Scalefour members, who will be helping with or putting in an appearance at the show.

Trade Support

C&M MODELS

Carlisle – new RTR

CRAFTY HOBBIES

Barrow in Furness – new RTR and second-hand

FURNESS MODELS

Ulverston – second-hand models

GM TRANSPORT BOOKS

Stockton on Tees – new books galore

MTFG HOBBIES

Reeth – those hard to find bits and pieces

SQUIRES TOOLS

Bognor Regis – everything for the modeller

PAUL BARKER

Dumfries – second-hand kits

Specialist Societies/ Displays

Cumbrian Railways Association

Derby Lightweight Preservation Group

Eden Valley Railway Trust

West Cumberland Railway Museum

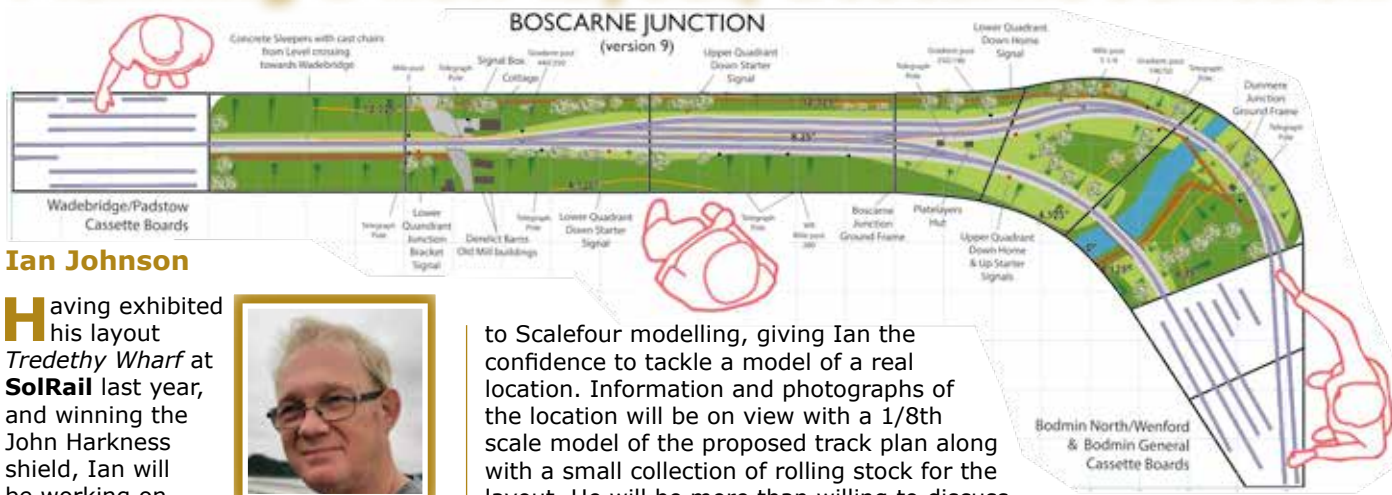
Workington Transport Heritage Trust

Train Simulator – Andrew Irwin

O Gauge modelling – Carlisle & District O Gauge Group

Model Engineering – West Cumberland Guild of Model Engineers

Planning a new layout, Boscarne Junction



Ian Johnson

Having exhibited his layout *Tredethy Wharf* at **SolRail** last year, and winning the John Harkness shield, Ian will be working on plans for his next project *Boscarne Junction*. *Tredethy Wharf* has been a good introduction




to Scalefour modelling, giving Ian the confidence to tackle a model of a real location. Information and photographs of the location will be on view with a 1/8th scale model of the proposed track plan along with a small collection of rolling stock for the layout. He will be more than willing to discuss his experience from building and exhibiting *Tredethy Wharf* along with his plans for *Boscarne Junction*.

Scratch building locomotives

Bob Hetherington

Bob hopes to have his model of a Stockton & Darlington Hackworth Locomotive completed. This has a fascinating linkage for the connecting and coupling rods. Visitors to the show last year will have seen parts of the model being worked on.

A view of the loco with the boiler rolled and the fitting for the smokebox soldered in. The bottom of the boiler sits below the footplate!



The tender body was built in the early 1970s. It was originally fitted with a rigid chassis but this was replaced last year when I decided to finally build the loco.

Starting in P4

Neil Smith

Neil got back into modelling three years ago, after a break of more than three decades. He will be making his first appearance as a demonstrator to show the progress he has since made with the help of other local Scalefour Society members and the excellent online **Scalefour Forum**. There has been much to



learn, but a great deal of support is available. He has been building stock for his planned layout of a "might have been" Furness Railway station in Cartmel just before the outbreak

of the Great War, and will be pleased to discuss what he has learned so far about the challenges, pitfalls and rewards of the construction of 4mm models to P4 finescale standards.

Layouts in the rest of the show

- Z - Republic Steel - Kevin Smith
- N - Nazareth Cement - Phil Baggley
- 2mm Finescale - Callaton - Mick Simpson,
- 009 - Castle Caereinion - Martyn Harrison
- 009 - Canal Basin - Andrew Holland
- 009 - Rabbit Warren - Natacha Barnes
- HO - Hafen Autenbach - Ray O'Neill
- OO - Pitt Lane - Terry Tasker
- OO - Tyneside Steel - Luke Noble

- OO - Holland Beck - Ben Adlington
- OO - Bransty station - Derwent Railway Society
- OO 1-60 - Turquar 7 - Mel Laycock
- O - Aspatia - Solrail
- O - Marshside - Martin Elson
- O - Steam Tram locomotives - Marc Dobson
- 16mm - Mamod - Bob Pritchard
- Whatever - Rod Moore
- Thomas the Tank - Workington Transport Heritage Trust

Attractions

Stock for Winter Croft Mills

Andrew Wright

Andrew will be demonstrating building wagon kits for his forthcoming layouts. He will also show how he improves the appearance and running qualities too.




Using the Cricut Maker 3 to make interlaced turnout sleepers

John H Wright

This machine cuts intricate patterns in cardstock, thin plastic and wood veneer from artwork prepared on a computer.

John will be showing how he made the necessary mixture of 12ins ties and 10ins sleepers used by the North



Eastern Railway for their turnouts in order to make the trackwork for his new P4 layout *Dalston Road Goods* (an ex. NER yard in Carlisle c. 1948-49).

The machine also has many uses for the railway modeller particularly on the architectural side such as window frames, door, mouldings, roofs etc.

West End

Chris Mitchell

West End is the terminus of an imaginary branch line situated in the North West of England during the mid-1970s. In my fictional world, the line to West End survived the cuts of the 1960s owing to the presence of several freight customers, conveniently located "off stage". The chosen time period and approximate location fit with my earliest memories of British Rail.

It was originally constructed as an entry to the D&E Challenge competition organised by the Scalefour Society and Diesel and Electric Modellers United (DEMU) and is built to P4 standards. The overall dimensions of the scenic portion of the layout are 1.5 x 0.5m. The track plan is unoriginal and is inspired by the various publications of Iain Rice. Most of the stock is modified or converted RTR, though this is slowly being supplemented by kit built items. Since built, I have also converted the layout to DCC operation.



Class 24 on parcels duty in the station.



DMU arrives at the platform whilst the shunter is busy in the yard.

